

Technology and 'the death of Art History'
CHArt ANNUAL CONFERENCE 2010

Changing light: a plethora of digital tools as slides gasp their last?

Marie-Therese Gramstadt

Projects Officer, Visual Arts Data Service



the online resource for visual arts
www.vads.ac.uk





Improvements to PowerPoint

The following comments are based on PowerPoint version 2007.

Suggested improvements:

- ⊕ To be able to rotate the image in very fine detail i.e. 0.01 of a degree increments. This is something that would be useful for positioning images in the study of Art History e.g. comparing a drawing with a painting, and trying to match relevant areas of both on one slide, lining things up precisely.
- ⊕ To have greater control and options regarding brightness and contrast e.g. like image editors have 'curves', and mid-tones. I realise it is possible to make these changes in an image editor prior to importing the images, however feedback from the survey suggested that people would like to use PowerPoint to edit their images.
- ⊕ To be able to apply formats to groups of slides, i.e. not just to groups of images on one slide. If you select a slide the 'Format' tab disappears. It takes ages if you have to format the images on each slide individually.
- ⊕ To be able to customise your palettes and right-click menu options (without needing to know how to code) e.g. if there are certain features you use all the time and want to have close-to-hand or grouped together to improve efficiency.
- ⊕ To be able to apply a 'Theme' to individual slides rather than the whole


11
2010



SEARCH


SEARCH

TAGS

3D images 4D images ACADI
ADM-HEA Adobe
Presenter ARTstor
Bridgeman Education case
studies CETLs classroom
software creative practice Digital
Learning Network Elluminate
funding hardware image
editors image viewers
interviews iPad JISC
Digital Media
learning and







Edward Tufte, *The Cognitive Style of PowerPoint*



20101111_CHArT_MTG - Microsoft PowerPoint

Home Insert Design Animations Slide Show Review View Developer Add-Ins Multiple-Mouse pptPlex

Format

Adjust

- Brightness
- Contrast
- Recolor
- Compress Pictures
- Change Picture
- Reset Picture

Picture Styles

- Picture Shape
- Picture Border
- Picture Effects

Arrange

- Bring to Front
- Send to Back
- Selection Pane

Size

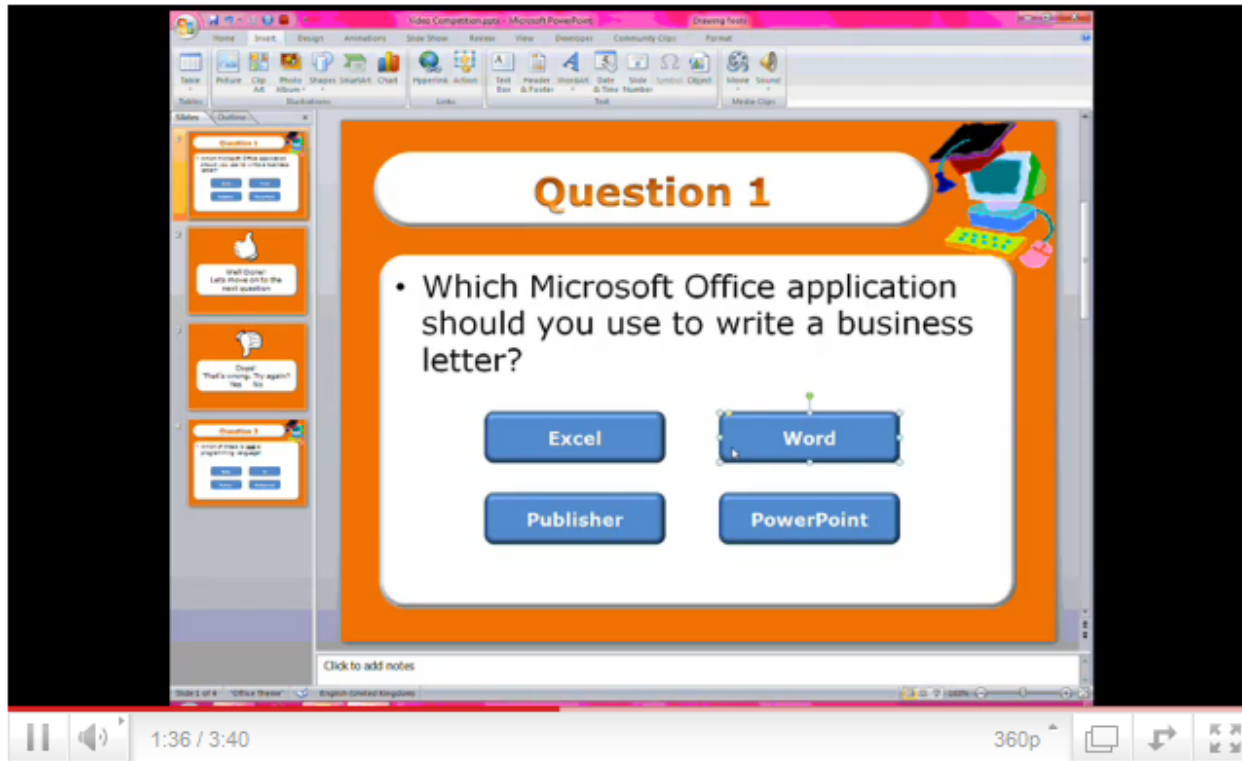
- Crop: 18.8 cm (width), 14.1 cm (height)



How to make Interactive Quizzes with PowerPoint

[innovativeteach](#)

52 videos



2,593

[innovativeteach](#) | 21 April 2010

This is the winning Innovid from Nicki Maddams, who shows you how to build in...

Suggestions

- [How to make a quiz on microsoft powerpoint.](#)
by WebEyeRecordings
1,657 views Featured Video
- [Tutorial on making quizzes with powerpoint](#)
by stircrazyx3
2,198 views
- [Creating Multiplechoice quiz using Powerpoint 2007](#)
by teachertubetutorials
4,530 views
- [Making Powerpoint Interactive](#)
by catwhillock
5,018 views
- [Interactive PowerPoint](#)
by davidciniti
1,873 views
- [Powerpoint Quiz Template](#)
by cricketgd
770 views







©





1942

THE FUTURE OF THE PAST